



AECOM
DOUGLAS BUSINESS CENTRE
CARRIGLINE ROAD
DOUGLAS
CORK
Tel: +353 (0)21 436 5006
www.aecom.com

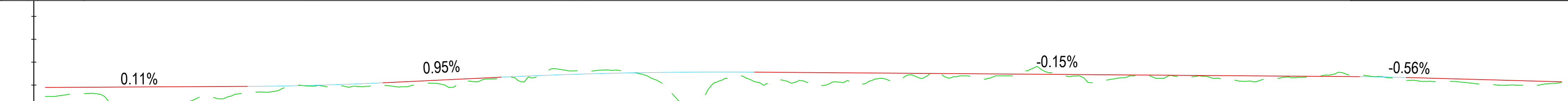
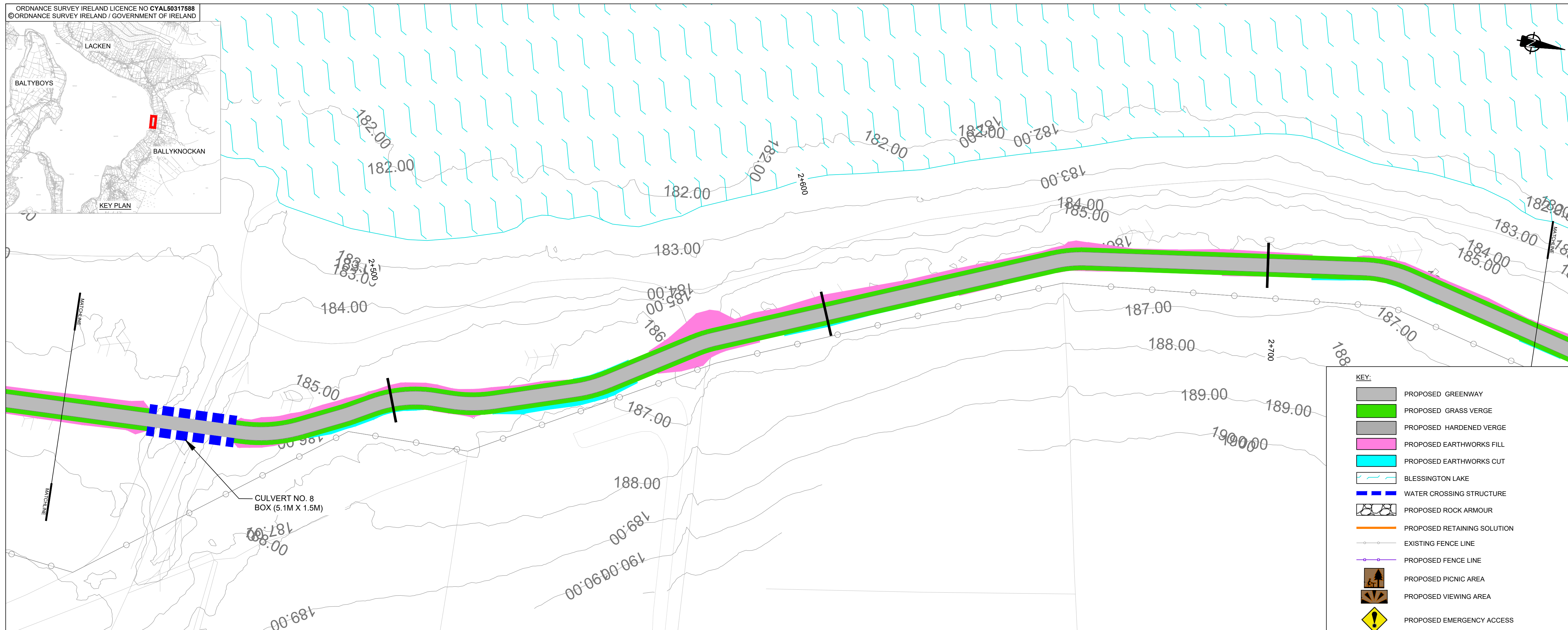
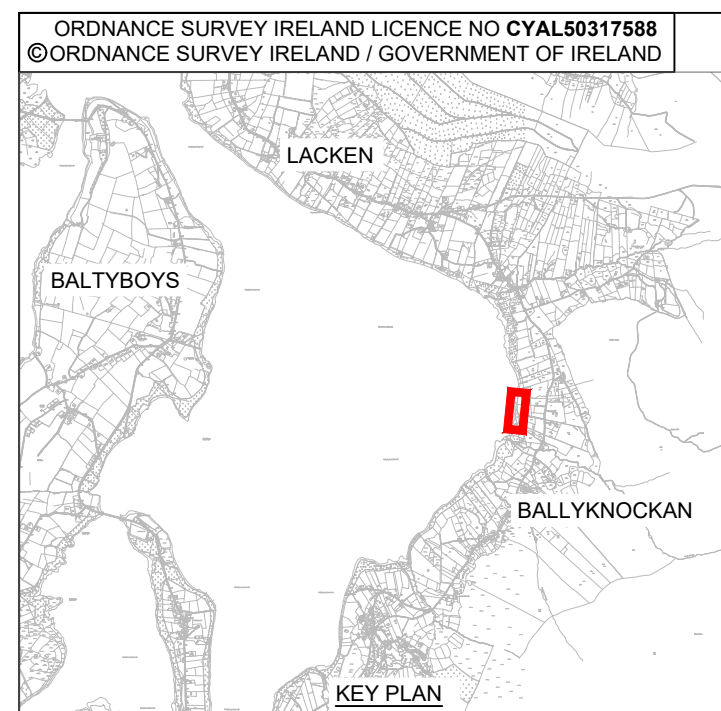
- THIS DRAWING IS TO BE READ IN CONJUNCTION WITH ALL OTHER RELEVANT ENGINEERING DRAWINGS. ANY DISCREPANCIES, ERRORS OR OMISSIONS TO BE BROUGHT TO THE ATTENTION OF THE EMPLOYER.
- ALL DIMENSIONS TO BE CHECKED BY THE CONTRACTOR ON SITE PRIOR TO COMMENCEMENT OF WORKS.
- EMPLOYER'S REPRESENTATIVE TO BE INFORMED BY THE CONTRACTOR OF ANY DISCREPANCIES PRIOR TO THE COMMENCEMENT OF WORKS ON SITE.
- DIMENSIONS OF ALL BOUNDARIES AND ADJOINING ROADS TO BE CHECKED ON SITE PRIOR TO COMMENCEMENT OF WORKS.
- DO NOT SCALE. ALL MEASUREMENTS AND COORDINATES TO BE CHECKED ON SITE.
- EXISTING FENCE LINES ARE INDICATIVE AND ARE TO BE CONFIRMED ON SITE. EXISTING FENCING IS TO BE REVIEWED ON SITE AND REPLACED WHERE REQUIRED.
- EMERGENCY ACCESS POINTS ARE TO BE CLOSED OFF WITH DEMOUNTABLE BOLLARDS. KEYS TO BE HANDED OVER TO THE OVERSEEING ORGANISATION.
- EGREENWAY DRAINAGE IS TO BE OVER THE EDGE DRAINAGE.
- PROPOSED FENCELINE TO BE ERECTED IN ACCORDANCE WITH TII STANDARD DETAIL CC-SCD-00303.

NO.	DATE	DESCRIPTION
C	DEC 2023	ABP RFI UPDATE
B	APRIL 2023	ABP RFI UPDATE
A	JUNE 2020	ISSUED FOR INFORMATION
I/R	DATE	DESCRIPTION

60617025

PLAN & PROFILE
BALLYKNOCKAN
SHEET 8 OF 13

60617025_SHT_DD_BLGWY_140.8



CHAINAGE	2430.000	2450.000	2500.000	2550.000	2600.000	2650.000	2700.000	2750.000	2760.000	
EXISTING LEVELS	185.500	183.600	185.945	186.640	186.005	186.521	186.341	185.997	186.116	
PROPOSED LEVELS	185.895	185.917	186.068	186.499	186.541	186.466	186.390	186.198	186.142	
VERTICAL ALIGNMENT	G=0.11% 1:915.3		L=29.441 K=35.00		G=0.95% 1:105.2		L=55.06 K=50.00		G=-0.15% -1:663.0	
							L=10.13 K=25.00		G=-0.56% -1:179.9	

BALLYKNOCKAN ALIGNMENT (1) LONGSECTION
SCALE: H 1:1000,V 1:200

This drawing has been prepared for the use of AECOM's client. It may not be used, modified, reproduced or relied upon by third parties, except as agreed by AECOM or as required by law. AECOM accepts no responsibility, and denies any liability, whatsoever, to any party that uses or relies on this drawing without AECOM's express written consent. Do not scale this document. All measurements must be obtained from the stated dimensions.

File name: \\EU\AECOM\NET\COM\MEM\K\I\ED\B\2\LOBS\PR-447485_BLESSINGTON_GREENWAY\100_CAD_GIS\910_CAD\20-SHEETS\BALLYKNOCKAN\60617025_SHT_BLGWY_140_BALLYKNOCKAN_PC_PLAN & PROFILE.DWG
Last saved by: PATRICK CRAIG Last Plotted: 2023-12-15
Project Management Initials: Designer: CL Checked: MC Approved: EOM ISO A1 594mm x 841mm